

4 Burner Built-In Gas BBQ in Black

401WB-BLK

SMART
OUTDOOR  LIVING



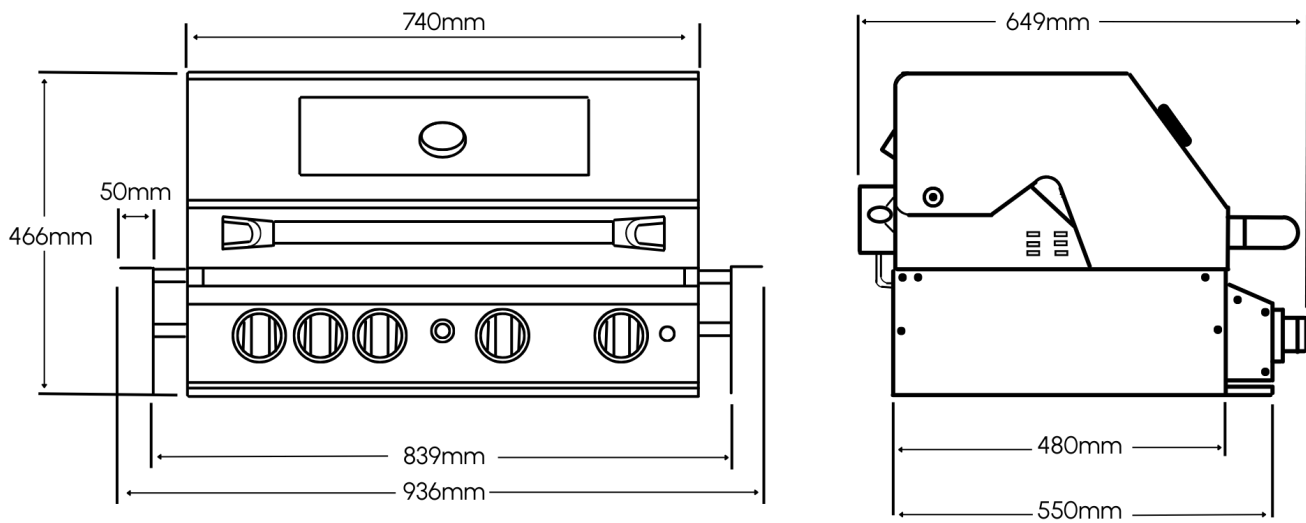
Features & Benefits

Warranty	3 Year Manufacturer Warranty
Stylish Built-In Design	A modern, stylish finish where the BBQ can be built into your cabinetry.
Slimline Double-Skinned Hood	Double layer within the hood offers improved insulation and heat retention when cooking with the hood closed resulting in improved efficiency and a more steady temperature.
Integrated Thermostat	Cleverly integrated into the enclosed hood, the thermostat helps provide an accurate reading of the internal temperature for roasting with the hood closed.
High Quality Burners With Even Heat Dispersion	4 x high quality tube burners made from 304 grade stainless steel. Flame tamers assist with even heat distribution while reducing flare ups, providing excellent grilling experience.
Black Powder Coated	Black powder coated high grade stainless steel which is very resistant to heat and salt helping to avoid corrosion and decay within the harsh Australian climate.
Stainless Steel Warming Rack	Provides additional space for already cooked food that you want to keep warm.
Cast Iron Grill Plates	Features 1 x open grill plate and 1 x solid/flat grill plate which is reversible for either a smooth or ridged finish. Plates are made from cast iron allowing for even heat distribution and retention making them ideal for searing & grilling.
Viewing Window	Providing visibility when cooking with the hood down.
Motorised Rotisserie with Rear Infrared Burner	Rotisserie plugs into a standard 10AMP power supply and comes with a rotisserie arm and forks. The Infrared style cooking provides quick searing heat with high radiant temperatures to lock in flavour.
Blue LED Lighting on Controls	Each control knob features long-lasting & energy efficient blue LED lights helping to make night time entertaining super easy and safe.
UV Protected Cover	Last longer and look better with the free weather proof cover
Oil Management System	Easy access and simple cleaning with the removable grease cup.
Conversion To Natural Gas	Equipped for LPG out of the box and can be converted for usage with Natural Gas by an authorised professional. (Conversion kit needs to be purchased separately)
Indoor/Outdoor Installation	Certified for installation in enclosed alfresco areas; this is where your area is enclosed by a roof and 3 walls, and the area has 25% natural air ventilation.

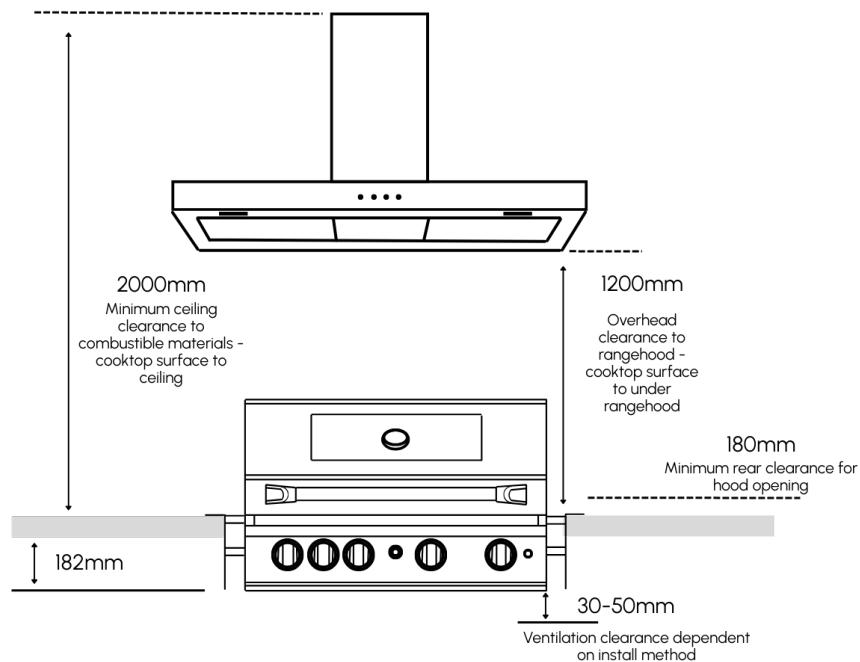
4 Burner Built-In Gas BBQ in Black

401WB-BLK

SMART
OUTDOOR  LIVING



Installation - Minimum Clearances



WARNING: Technical specifications and product sizes can be varied by the manufacturer without notice. Cut outs for appliances should only be physical product measurements. The above information is indicative only. **Do not** cut your cabinetry or bench tops until you have physically received your Smart BBQ to ensure optimum results.

Minimum clearances to combustible materials must be maintained.

For Natural Gas Conversion please refer to the product user manual. This processed should only be done by an authorised professional.

4 Burner Built-In Gas BBQ in Black

401WB-BLK

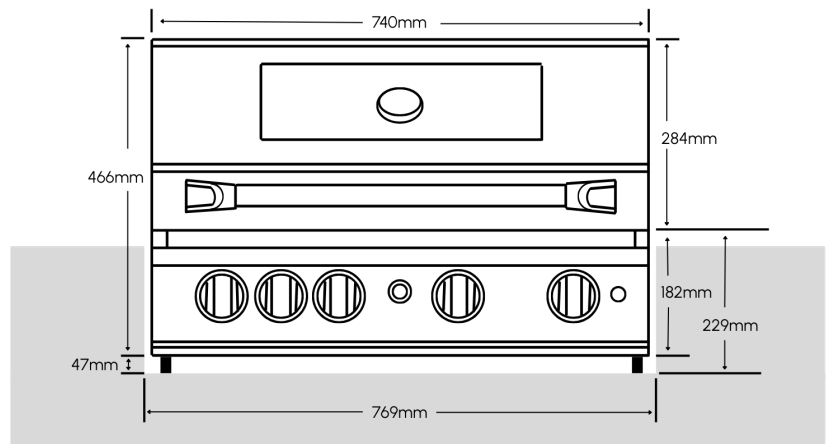
SMART
OUTDOOR  LIVING

Installation - Method 1

BBQ sits directly onto cabinetry with provided 30mm feet

Recommended cut-out dimensions:
(w) >769mm x (h) 229mm x (d) 530mm

Ensure minimum 180mm rear clearance behind the BBQ to any wall to allow for the BBQ hood to open.



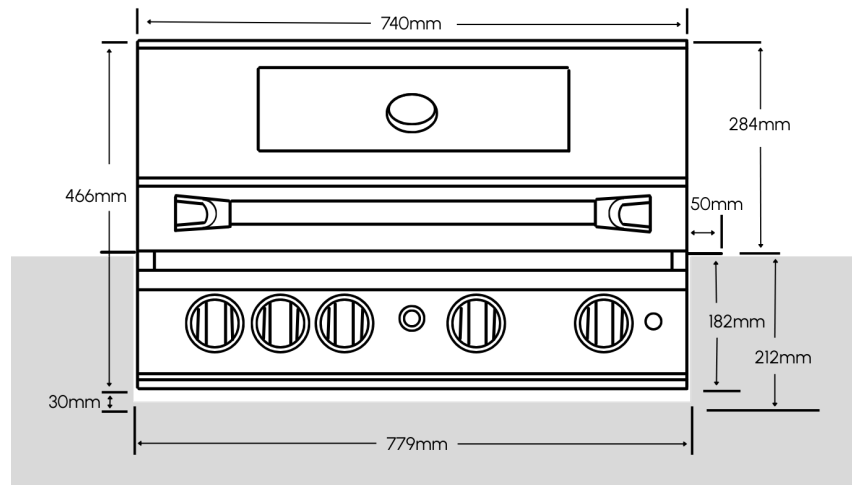
Installation - Method 2

BBQ uses mount bracket to rest onto cabinetry (no spacer)

Recommended cut-out dimensions:
(w) >779mm x (h) 212mm x (d) 530mm

Ensure minimum 180mm rear clearance behind the BBQ to any wall to allow for the BBQ hood to open

Installation must allow a minimum 30mm clearance below the BBQ to allow for ventilation and stop heat build up which can damage your cabinetry and BBQ.



Installation - Method 3

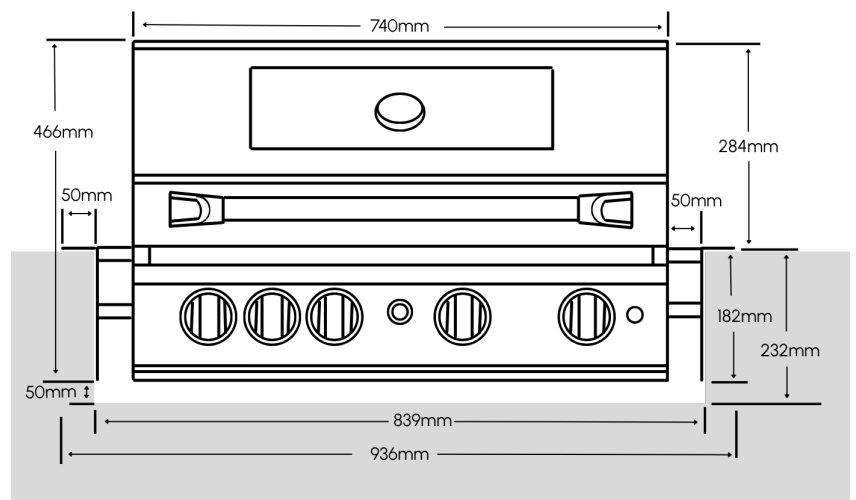
BBQ uses mount bracket with 50mm spacer to rest onto cabinetry (ideal for cabinetry made of wood/timber)

For safety reasons, this BBQ must have a minimum 50mm clearance from any combustible materials. This is the only installation method available if you are installing the BBQ onto cabinetry made of combustible materials such as wood.

Recommended Cut Out Dimensions:
(w) 855mm x (h) 232mm x (d) 530mm

Note: Cut Out width must be bigger than 839mm and smaller than 936mm for the side mount bracket to rest on the edges of cabinetry.

Ensure minimum 180mm rear clearance behind the BBQ to any wall to allow for the BBQ hood to open



4 Burner Built-In Gas BBQ in Black

401WB-BLK

Model	401WB-BLK
Fuel	LPG Standard - Conversion to Natural Gas with conversion kit - see user manual
Indoor/Outdoor Installation	Certified for installation in enclosed alfresco areas; this is where your area is enclosed by a roof and 3 walls, and the area has 25% natural air ventilation. Recommended range hood with optional Interlocking System.
BBQ Construction	Black Powder Coated 304 Grade Stainless Steel
Tube Burners	304 Grade Stainless Steel
Flame Tamers	304 Grade Stainless Steel
Double Skinned Hood	Yes
Total Gas Consumption LPG	65mj/h (13mj/h each burner)
Total Gas Consumption Natural Gas	55mj/h (11mj/h each burner)
Motorised Rotisserie	Yes - max 7kg weight limit
Control Lighting	Blue LED Lighting on Control Knobs
Internal Cavity Lighting	Yes
Ignition	Comfort Electronic Ignition System
Flame Failure Safety Shut-Off	No
Grill Plate Material	Cast Iron
Total Cooking Area	(w) 710mm x (d) 455mm
Open Grill Plate Dimension	1 x (w) 355mm x (d) 455mm
Solid Flat Grill Plate Dimension	1 x (w) 355mm x (d) 455mm
Gross Product Weight	54kg
Total Product Dimensions (hood closed)	(w) 740mm x (d) 649mm x (h) 466mm
Cut Out Dimensions	Refer to dimensional drawings above for different installation methods and cut-out dimensions
Packaging Dimensions	(w) 750mm x (d) 800mm x (h) 600mm